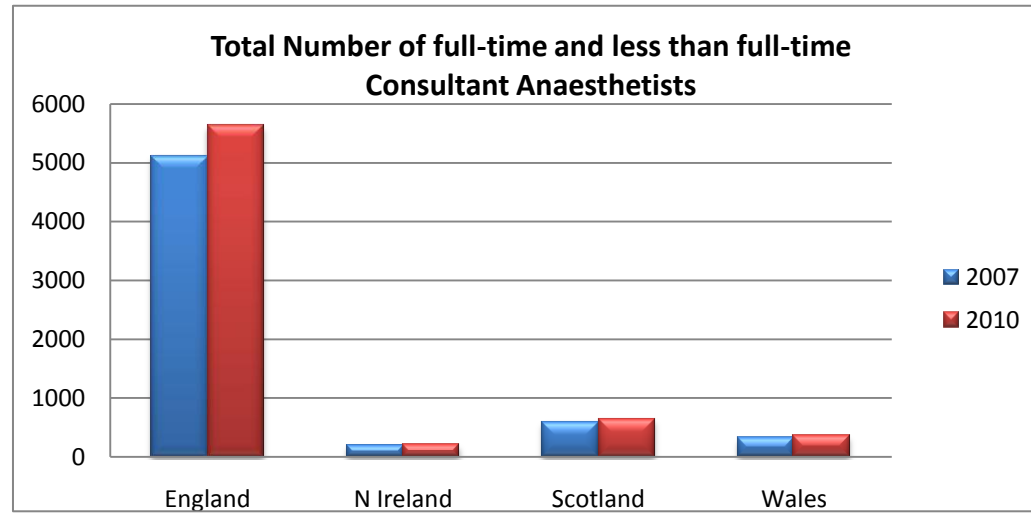


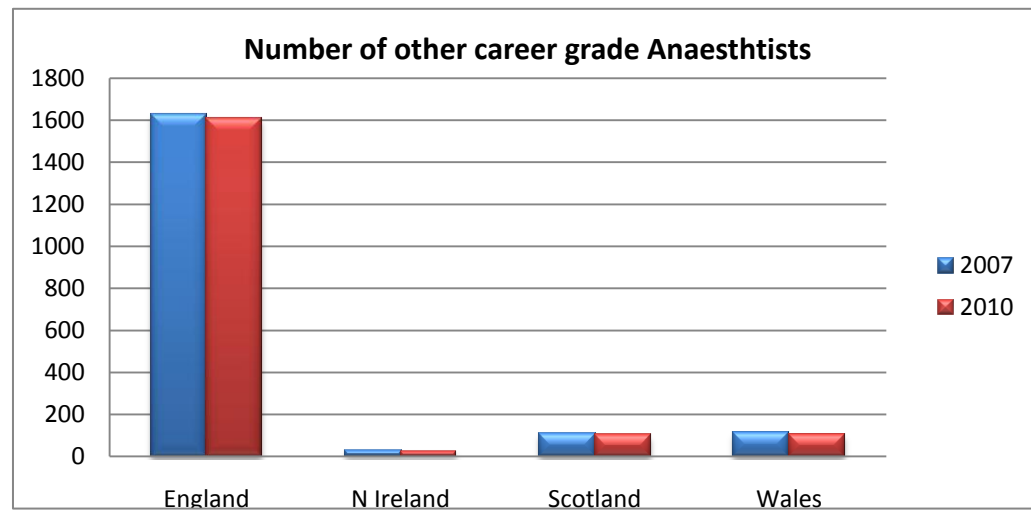
Total number of full-time and less than full-time Consultant Anaesthetists

	2007	2010
England	5116	5639
N Ireland	204	211
Scotland	594	643
Wales	319	356
Total	6233	6849



Number of other career grade Anaesthetists

	2007	2010
England	1626	1608
N Ireland	31	27
Scotland	107	102
Wales	115	106
Total	1879	1843

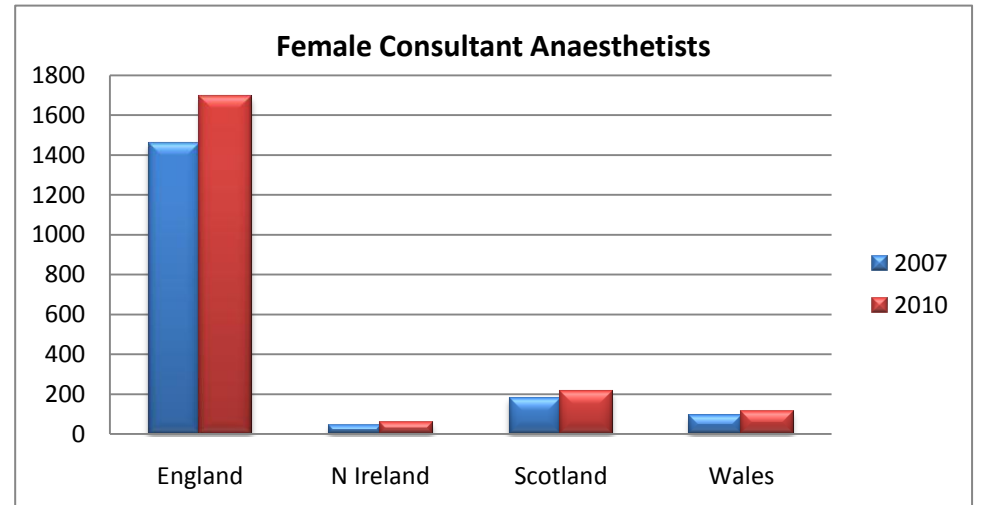
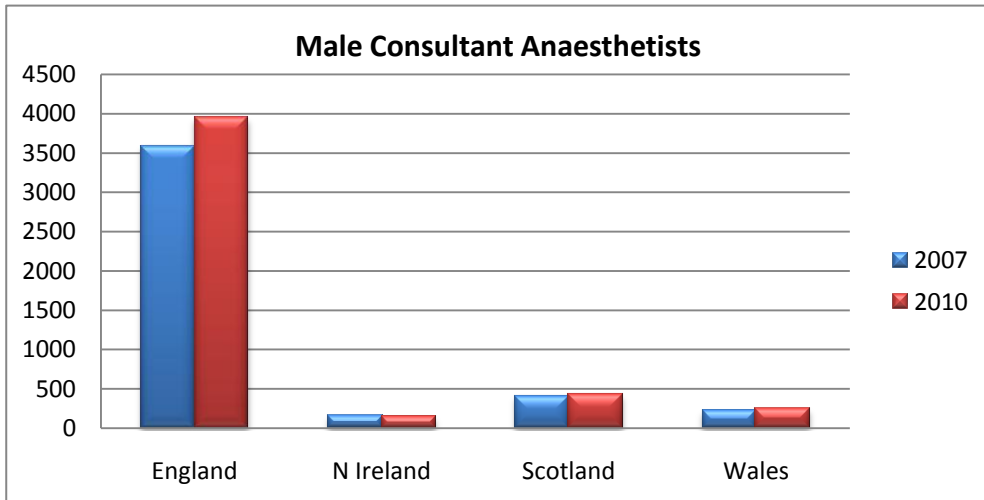


Gender of Consultant Anaesthetists

2010			
Male	F/T	P/T	Total
England	3,760	187	3947
N Ireland	145	8	153
Scotland	424	6	430
Wales	237	8	245
Female			
England	1,383	309	1692
N Ireland	48	10	58
Scotland	169	44	213
Wales	95	16	111
<b>Total</b>			<b>6849</b>

	Male	
	2007	2010
England	3589	3947
N Ireland	157	153
Scotland	410	430
Wales	226	245
<b>Total</b>	<b>4382</b>	<b>4775</b>

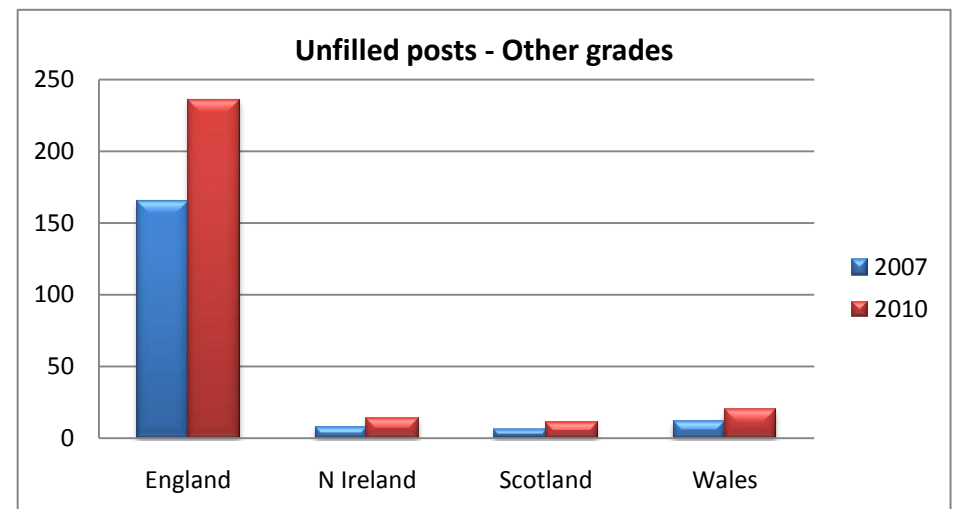
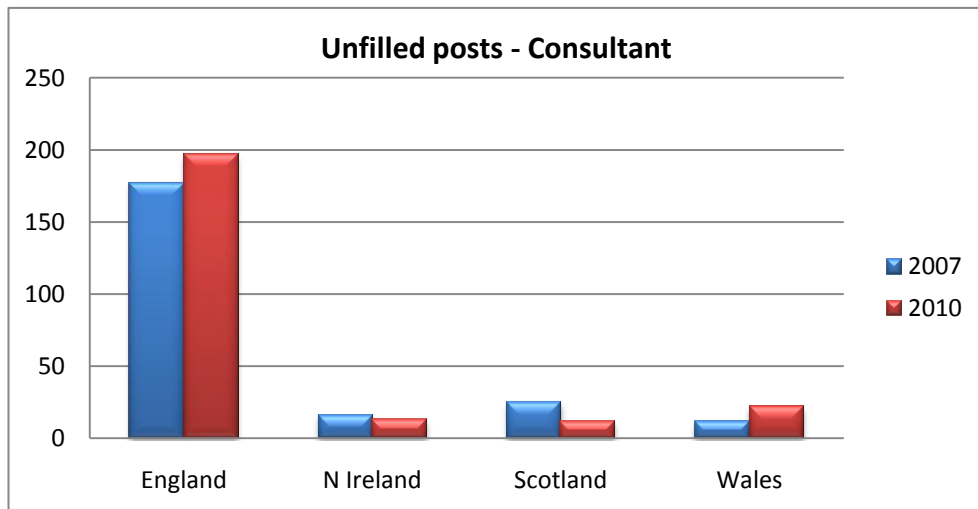
	Female	
	2007	2010
England	1455	1692
N Ireland	45	58
Scotland	181	213
Wales	93	111
<b>Total</b>	<b>1774</b>	<b>2074</b>



Unfilled posts - Consultant and other career grades

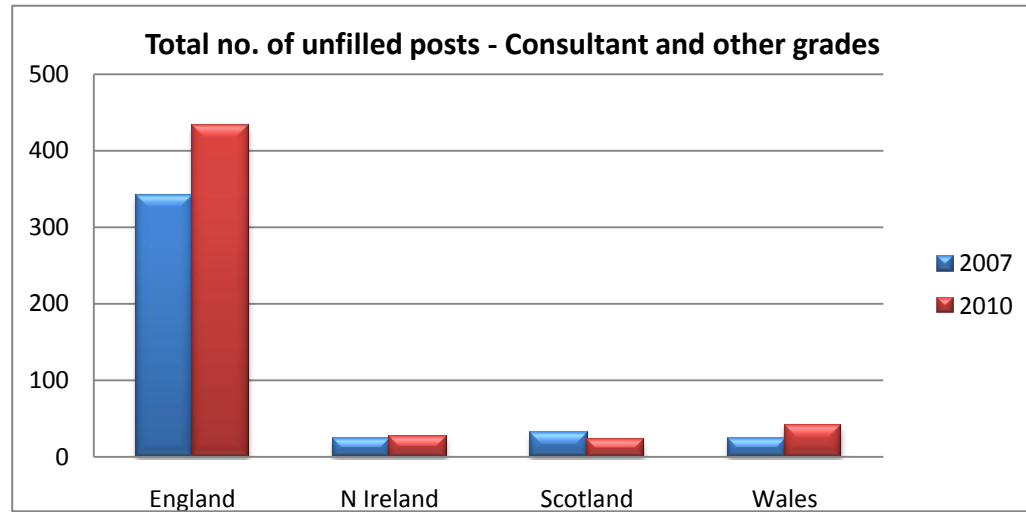
	Consultants	
	2007	2010
England	177	197
N Ireland	16	13
Scotland	25	12
Wales	12	22
Total	230	244

	Other grades	
	2007	2010
England	165	236
N Ireland	8	14
Scotland	6	11
Wales	12	20
Total	191	281



Total number of unfilled post - Consultant and other career grades

	2007	2010
England	342	433
N Ireland	24	27
Scotland	31	23
Wales	24	42
Total	421	525



Expected retirement of Consultants by:

	31-Dec-08	31-Dec-11
England	179	231
N Ireland	7	5
Scotland	23	22
Wales	14	20
Total	223	278

